

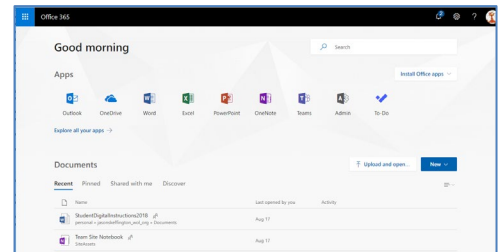
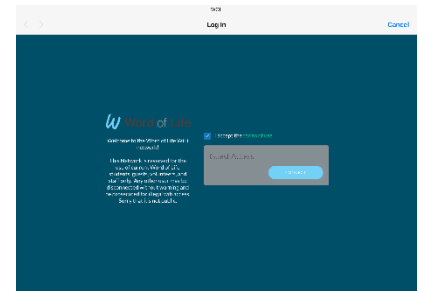
All software and services below are included with your Tuition. If you are enrolled, your user account is already set up.

WIFI Access

- Connect to the wireless network “WOL”
- On the pop-up screen, tick the checkbox to agree to the terms
- Tap Connect and you should be all set

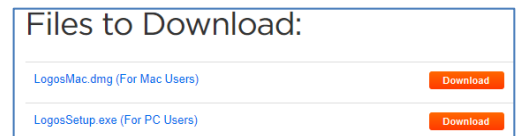
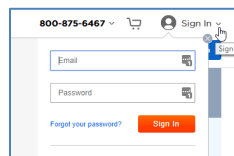
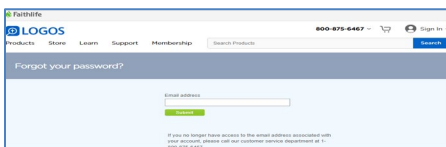
Install and access Student Email and Office 365 (Word, Excel, Outlook, Powerpoint, etc.)

- Login to <https://office.com> with your student username and password
- From here you may download and install Office products onto your computer, or use the apps online.
- Do not share your password with anyone.
- You may change your student password here <https://aka.ms/sspr>
- We highly recommend that you save your files online to OneDrive so that you do not lose them if something happens to your computer.



Install Logos Bible Study Software

- You will need to set your Logos account password for the first time by going to <https://www.logos.com/forgotpassword>
- Enter your Student Email address
- Next, check your email for a new message from Logos to set your password. This may take a minute to arrive.
- After you set your Logos password, login to Logos online
- Next, go here <https://www.logos.com/install> to download, and install Logos



Install the Respondus Lockdown Browser

- Download and install this browser required for quiz-taking
<https://www.respondus.com/lockdown/download.php?id=544455760>

Canvas Learning Management System --- To access your course notes, schedules, quizzes, assignments, campus announcements, etc. Go to <https://wordoflife.instructure.com>

Student Web Portal --- To access to other student and campus resources, go to <https://studentportal.wol.org>

NY technical support, call 518-494-6265, online <https://ithelpdesk.wol.org/en/support/home>, email helpdesk@wol.org, or visit IT in the basement of Hungary Hall.

FL Technical Support, call 727-379-5070, online <https://ithelpdesk.wol.org/en/support/home>, email helpdesk@wol.org, please visit IT on the Second Floor of the Bollback Center